


### DUCK BILL VALVE

The Series 200 Duck Bill Valve is simple in design, with only one part - the all-rubber duck bill check sleeve. There are no seats or interference fits to corrode or freeze valve operation, making the Series 200 virtually maintenance free.

The Series 200 Duck Bill Valve (Duck Bill valve) seals completely around solids, making it ideal for fly ash, raw sewage, sludge, lime, mining slurries, and many other abrasive and corrosive slurries.

The Series 200 Duck Bill Valve is furnished complete with 3/8" thick steel back-up rings for installation. In some applications and installations, a slip-over pipe Check Valve is not feasible because of an existing flange in the piping system or an existing flange cemented in the outfall piping system vault. In these cases, the Series 200 Check Valve Flange Type is the solution. The standard flange size drilling conforms to ISO7005, all other domestic and international standards, as well as customer specified flange dimensions are available.



#### Features & Benefits

Ideal for manhole installations

- Lightweight, all-elastomer design
- Seals around entrapped solids
- Cost-effective, maintenance-free design

#### Materials of Construction

Elastomers available in Pure Gum Rubber, Neoprene, Hypalon®, Chlorobutyl, Buna-N, EPDM, and Viton®  
(Other materials on request)

#### Series 200 Duck Bill Valve Performance Benefits

Primary Competition: Metal Flap gate Valves

Primary Reason for Using Duck Bill Valve technologies: Performance and Longevity

1. Provides 100% shut-off, even where debris is present and in large sizes. (Important for odor control applications).
2. Low cracking pressure. Drainage under low head.
3. Minimal headloss allows greater flow, saves pumping costs.
4. Headloss can be customized to meet customer needs.
5. Low installation cost, just slip it on.
6. Maintenance costs reduced.
  - a. No parts to lubricate or replace.
  - b. Nothing to freeze or corrode.
  - c. No structure to come loose.
7. Cannot be propped open.
  - a. Tamper and vandal proof.
  - b. Children and animals cannot enter.
  - c. Backflow prevention assured.
8. Zero operating costs, Zero life-cycle costs.
9. Non-slamming, no noise, no vibration.

10. Absolute backflow prevention saves money.
  - a. Reduces flood liability.
  - b. Lowers re-treatment costs.
  - c. Helps to eliminate compliance violations.
  - d. Reduces beach erosion.
  - e. Keeps infrastructure from shutting down (Roads, Airports and Businesses).
  - f. Eliminates complaints from constituents.
11. Rubber construction and less environmental impact from rust and corrosion.
12. Prevents buildup of mussels.

### Application



**Pumping Station**



**Airport/Highway Runoff**



**CSO/SSO Systems**



**Site Drainage**



**Food Control System**



**Effluent Discharge**



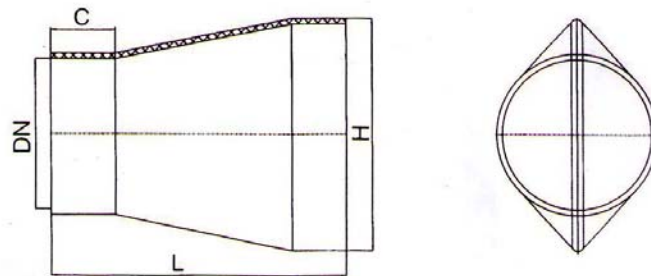
**Sewer Systems**



**Stormwater Discharge**

### Dimensions

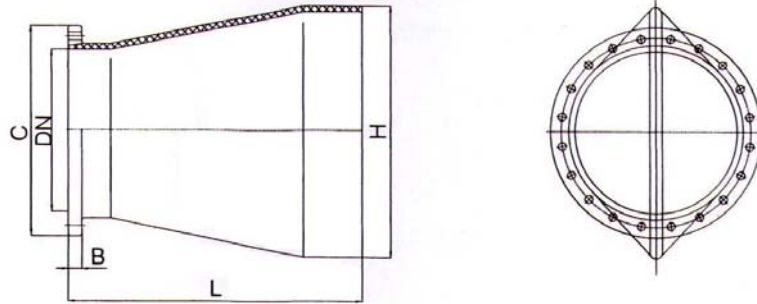
#### Slip-over pipe Type



Pipe diameter (DN)	Pipe outside diameter	Length (L)	Height (H)	Depth (C)
100	108	195	170	40
125	133	232	190	50
150	158	270	230	50
200	219	320	310	50
250	273	360	380	75
300	325	450	460	115
350	377	560	540	115
400	426	650	620	135
450	480	750	700	150
500	530	850	780	200
600	630	950	940	200
700	720	1060	1060	200
800	820	1200	1220	250
900	920	1260	1400	250
1000	1020	1450	1550	250
1200	1220	1620	1850	250
1400	1420	2010	2160	300
1600	1620	2280	2480	350
1800	1820	2600	2780	400
2000	2020	2920	3090	450
2200	2224	3150	3410	500
2400	2424	3450	3730	550
2600	2632	3760	4040	600
2800	2832	3900	4350	650
3000	3040	4250	4680	700

\* The information herein is subject to change without notice.

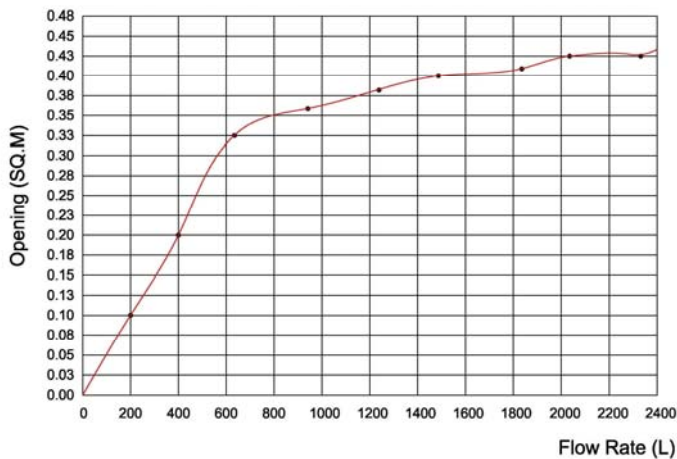
### Flange Type



Pipe Diameter (DN)	Length (L)	Height (H)	Flange Outside Diameter (C)
100	195	170	220
125	230	190	250
150	270	230	285
200	320	310	340
250	360	380	394
300	450	460	445
350	560	540	505
400	650	620	565
450	750	700	615
500	850	780	670
600	950	940	780
700	1060	1060	890
800	1200	1220	1015
900	1260	1400	1115
1000	1450	1550	1230
1200	1720	1850	1455
1400	2010	2160	1675
1600	2280	2480	1915
1800	2600	2780	2115
2000	2920	3090	2325

\* The information herein is subject to change without notice.

Opening Chart (For DN800 Duck Bill Valve)



Head Loss Chart

